

# TUITION & FEE PUBLIC HEARING

AMY SEBRING,  
EXECUTIVE VICE PRESIDENT AND  
CHIEF OPERATING OFFICER

March 26, 2024



# *VIRGINIA TECH STRATEGIC PRIORITIES*

## Virginia Tech Advantage

Embodies our land-grant mission by bridging financial gaps for students, ensuring steady degree progress, and fostering holistic student success

## Global Distinction

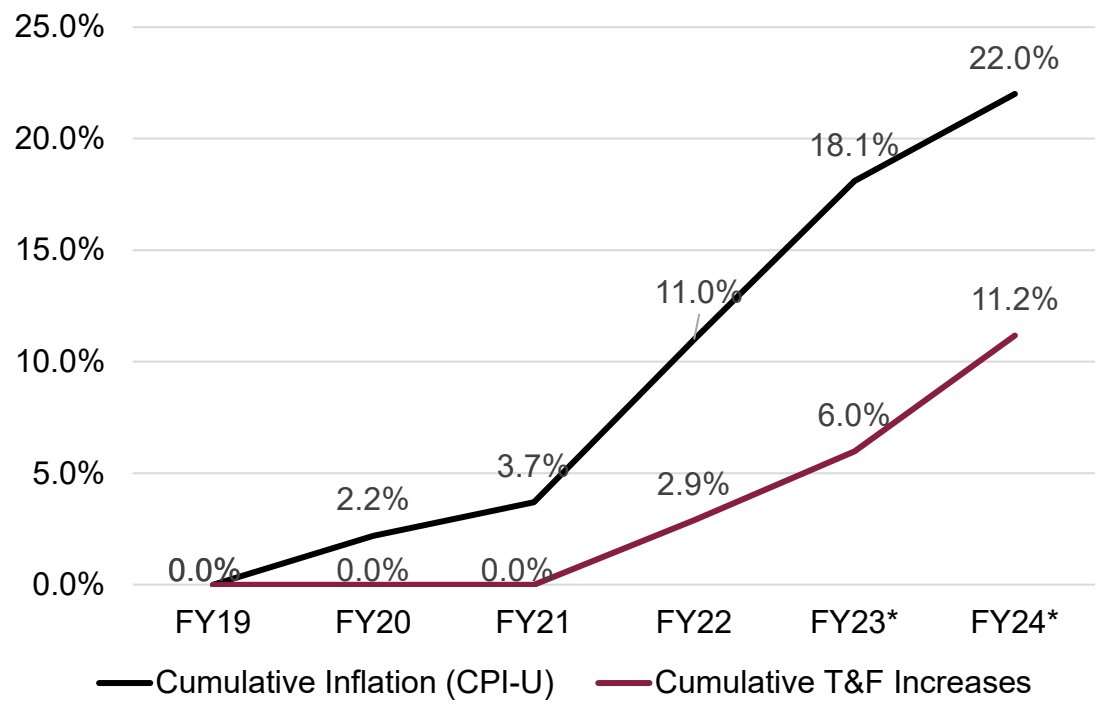
A commitment to institutional excellence across research, teaching, and engagement that makes the university a destination for the best faculty, students, and partners from the commonwealth, the nation, and the world



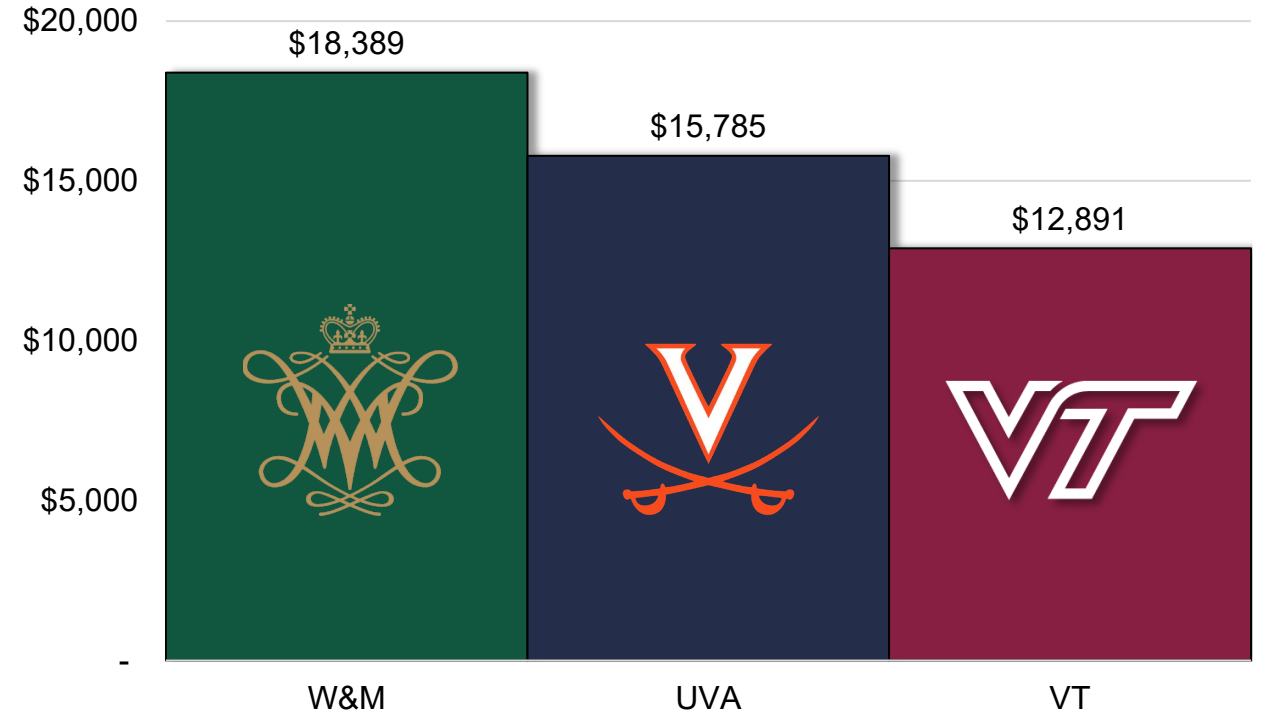
# OVER PAST 5 YEARS, TUITION INCREASED AT HALF THE RATE OF INFLATION

- Over the past five years:
  - Consumer Price Index (inflation) has increased **22%**
  - In-State undergraduate tuition has increased just **11%**

Virginia Tech In-State Tuition and E&G Fees vs. Inflation FY19 - FY24



Virginia Public Four-Year Institutions FY24 In-State Undergraduate Tuition & E&G Fees



\* FY23 and FY24 In-state increase offset by one-time tuition mitigation scholarships.

Does not include program fees

# VIRGINIA TECH ADVANTAGE EXPANDS COMMITMENT TO AFFORDABILITY

- Virginia Tech provided \$169 million in undergraduate grants and scholarships in FY23, of which \$71 million was need-based aid.
- Funds for the Future
  - *Offsets tuition and fee increases for continuing undergraduates whose family income is \$100,000 or less, ensuring they do not experience a net price increase over four years*
- Virginia Tech Advantage
  - *At scale, Virginia Tech Advantage will add \$51.5 million annually in need-based gift aid.*
  - *The 10-year fundraising goal of \$500 million*
    - *\$400 million in endowed scholarships,*
    - *\$50 million in current-use scholarships*
    - *\$25 million in endowed funds and another \$25 million in current-use funds to:*
      - *meet basic needs (food insecurity and emergency funds);*
      - *enhance career preparation (paid internships and coops, internship costs, mentoring and advising); and*
      - *offer transformational learning experiences (study abroad, undergraduate research, summer experiences).*
    - *Private funds will leverage institutional and governmental support.*

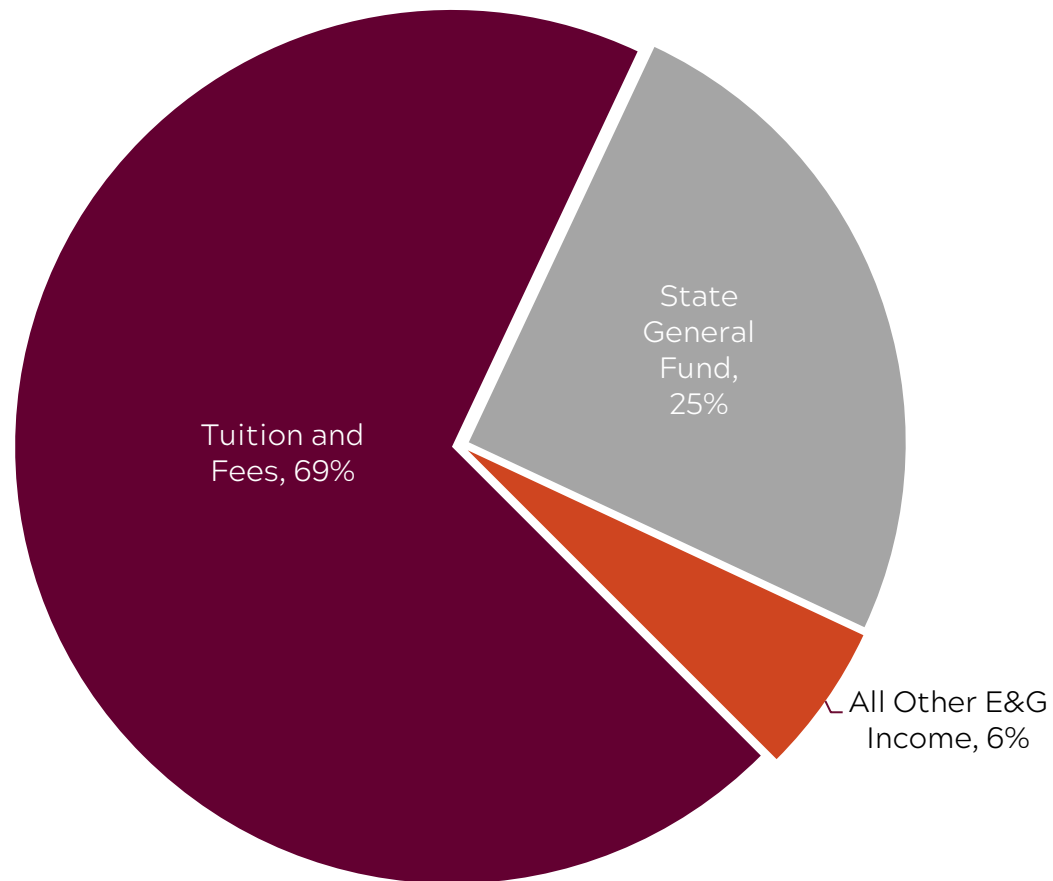
# STUDENT SUCCESS IS KEY TO RETURN ON INVESTMENT

- Strong Graduation Rate
  - 4-year: 69%
  - 6-year: 86%
- Average time-to-degree = 3.9 years
  - Shorter completion time lowers student cost
  - Seven of eight colleges below 4.0 years
- \$66,560 - Median starting salary of 2022 graduates

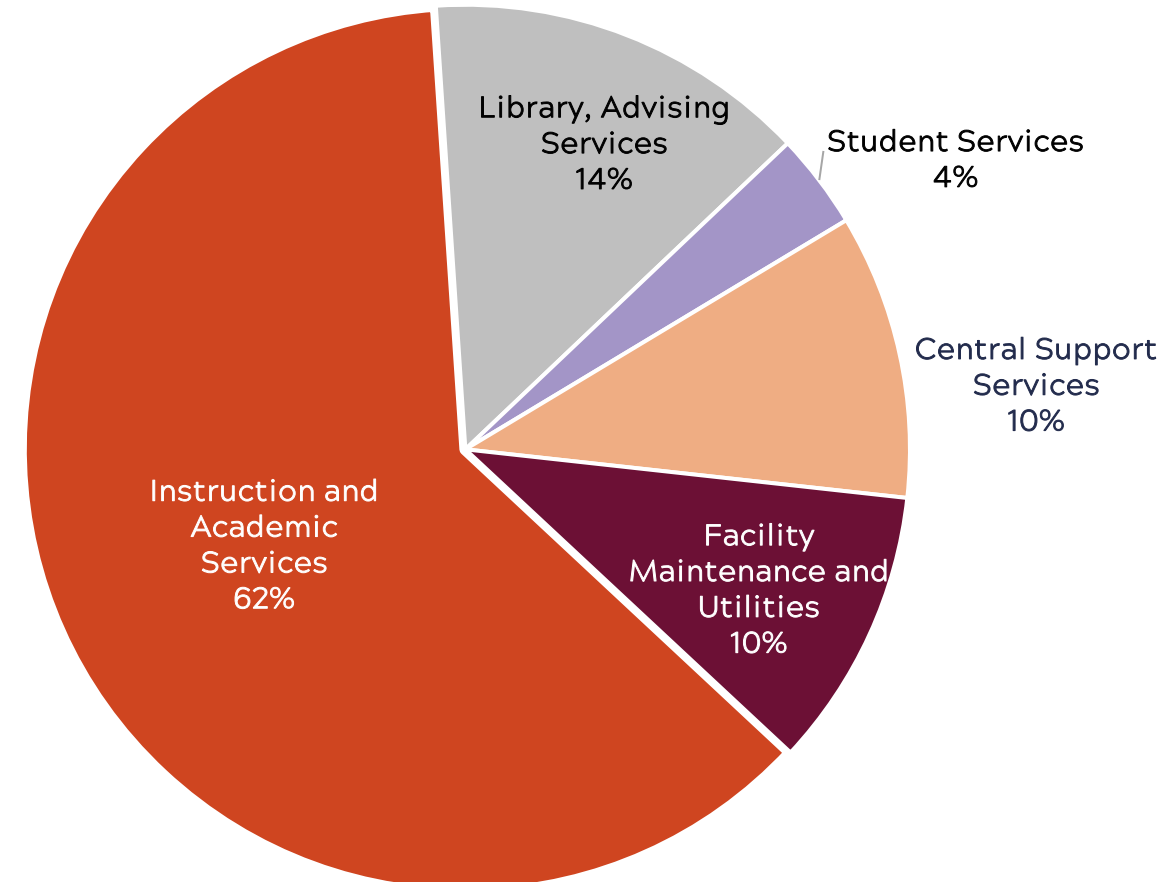
# TUITION DRIVES OUR ABILITY TO DELIVER EDUCATIONAL PROGRAMS

## *Educational & General Budget*

Revenue (sources)

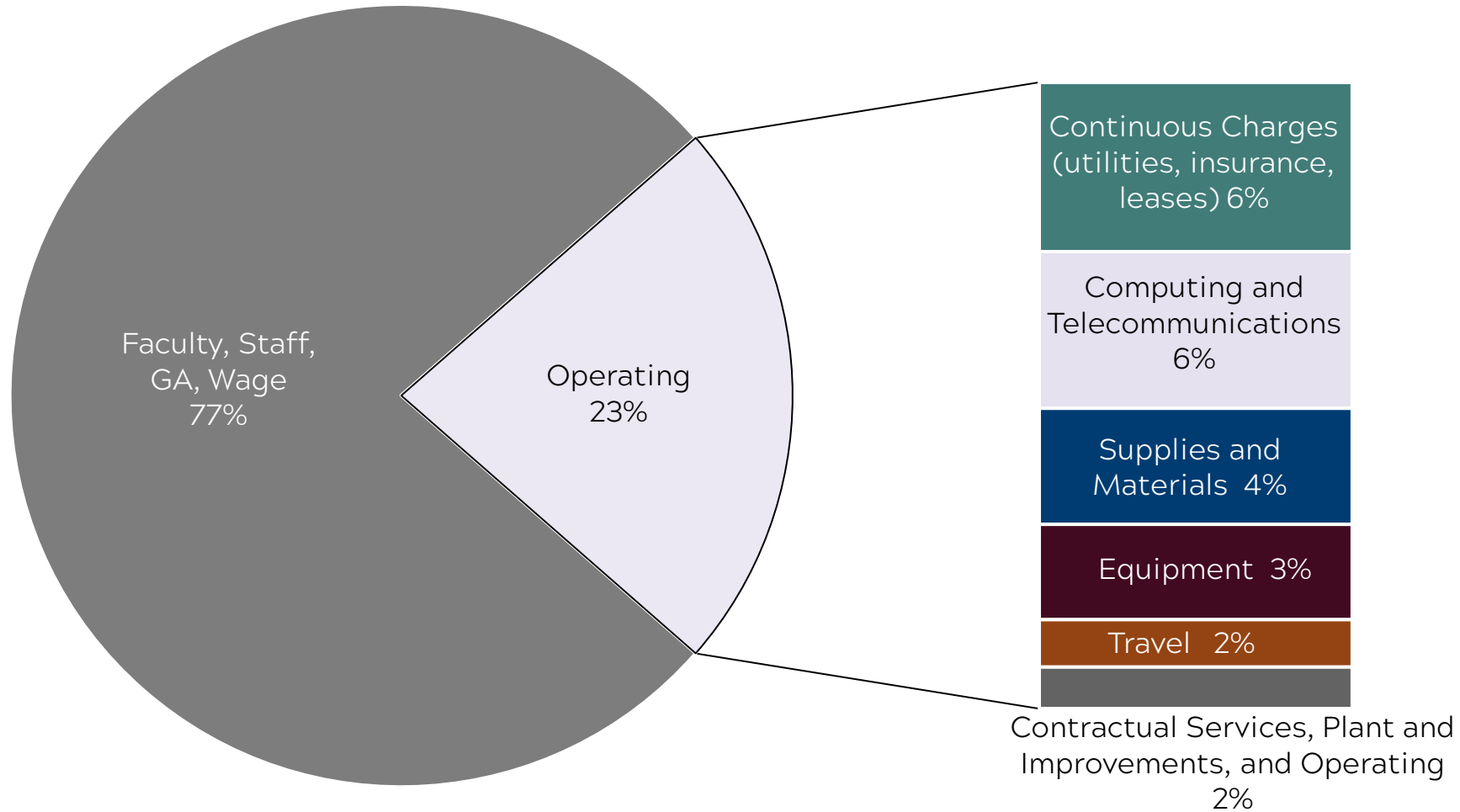


Expenditure by Function (uses)



# HIGHER EDUCATION IS PEOPLE INTENSIVE

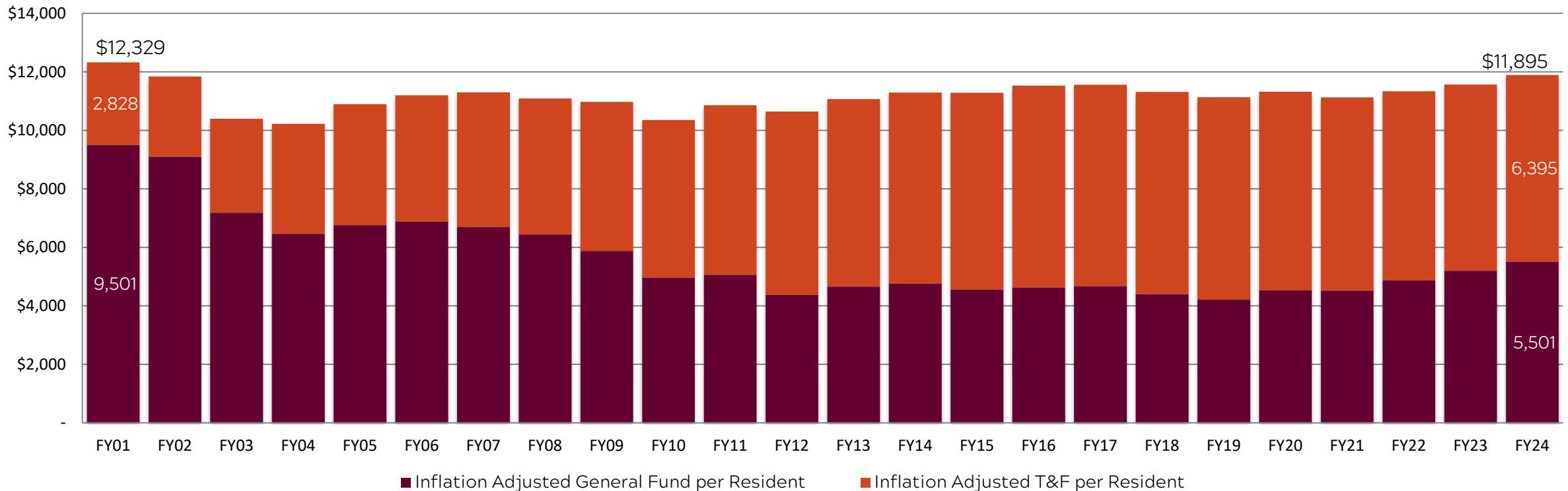
Personnel account for 77% of E&G cost



# STATE IS A CRITICAL PARTNER

- The Commonwealth subsidizes the cost of Virginia resident undergraduate education
- State support has evolved over time, shifting the burden to students/families
- Despite recent state investments, adjusted for inflation, the university receives \$4,000 less state support per resident student than in 2000

General Fund and Tuition and E&G Fees per In-State Undergraduate  
HEPI Inflation Adjusted to 2000



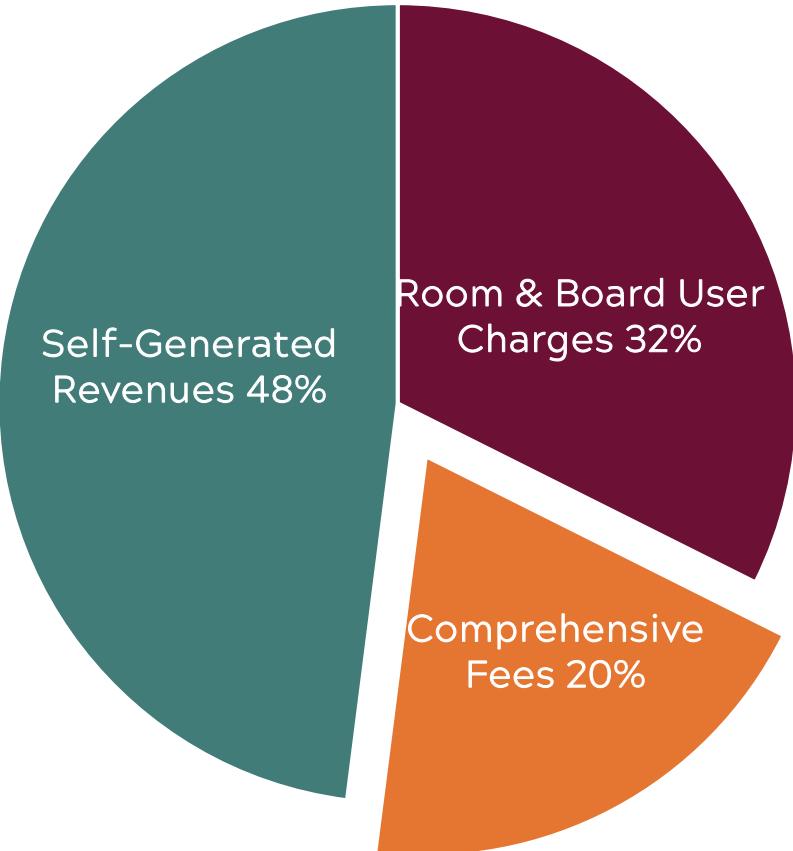


# FACTORS IN SETTING TUITION

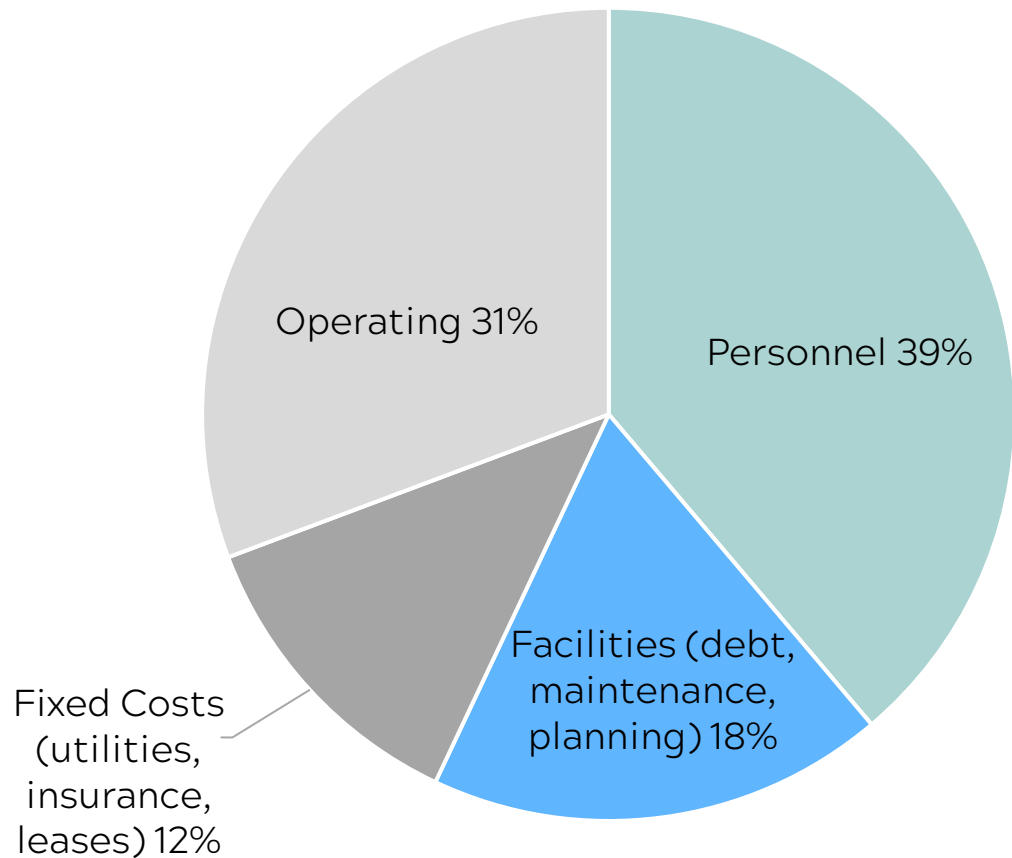
- Compensation (State requires the university to cover 62% of the cost of state-mandated compensation programs for E&G programs)
  - 77% of E&G expenses are personnel
    - Faculty, staff, graduate assistants, and wage employees
    - Competition for talent is increasing, raising labor costs
- State mandated costs including health care, retirement, and codified waivers
- Level of state support
- Unavoidable inflationary costs including utilities, insurance, leases, facility maintenance, and subscriptions
- Maintenance of academic quality
- Internal strategic reinvestments and efficiency gains

# COMPREHENSIVE FEE IS AN IMPORTANT SOURCE OF AUXILIARY ENTERPRISE FUNDING

Revenue (sources)



Expenditures (uses)



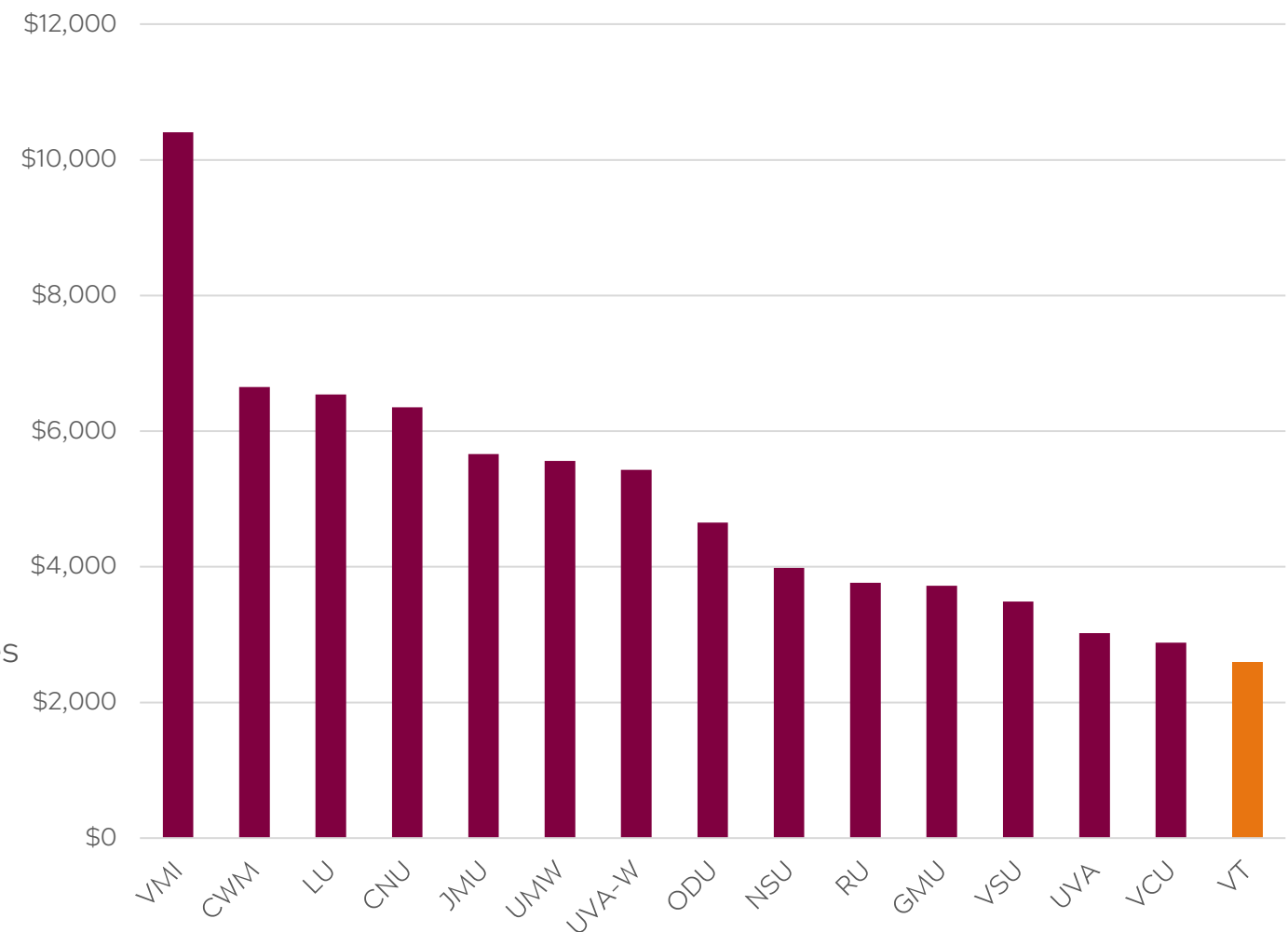
# AUXILIARY PROGRAMS PROVIDE KEY SUPPORT SERVICES

VT has the lowest Comprehensive Fee of Virginia's public four-year institutions.

The Comprehensive Fee supports:

- **Student Health**
  - Student health & counseling services
- **Student Activities**
  - Student activities, centers, & organizations
- **Student Services**
  - Transportation programs
  - Wireless service
- **Athletics**
  - Intercollegiate athletics
- **Recreational Sports**
  - Recreational programs, sports clubs, & facilities

Factors influencing fee development include state compensation and benefits, inflationary costs, health and counseling, transit operations, and facility maintenance.



# Ranges for 2024-25 Tuition and Fee Increases

	2024-25
Virginia Undergraduate Tuition	0.0% - 3.0%
Nonresident Undergraduate Tuition	0.0% - 3.0%
Virginia Graduate Tuition	0.0% - 3.0%
Nonresident Graduate Tuition	0.0% - 3.0%
Comprehensive Fee	0.0% - 4.0%

# VIRGINIA TECH: VALUE AND QUALITY

Top 20

Best Public Schools - *U.S. News & World Report*

Top 10

Return on Investment among public research universities - 2022  
*Georgetown University Center on Education and the Workforce Study*

Top 40

Best National Universities - *Washington Monthly*

Top 50

Best National Universities - *U.S. News & World Report*

- Written comments will continue to be accepted through April 1
- All comments will be made available to the Board of Visitors prior to consideration of undergraduate and graduate tuition and fees

# PUBLIC COMMENT